



CONTENT GUIDE

**Teachers, Parents
and Educators**



By Ayten Nihal Cengiz

May 2025 ISSUE

May Wonders

Read Aloud

· Talk about the important days in May. For example: May 15 is the International Day of Families.

"Do you know how important the family is in our religion?"

· You can say: "Also, in 1991, something very important happened in this month that changed the whole world. Do you know what it was?" (The first website in the world was launched.)

· Word of the month: Talk about the meaning of the word of the month.

"Have you ever heard the word rahmah before?"

Ninety-Nine

Pre-Reading

· "Al-Mughni, the Enricher of my heart, what does this make you think of?"

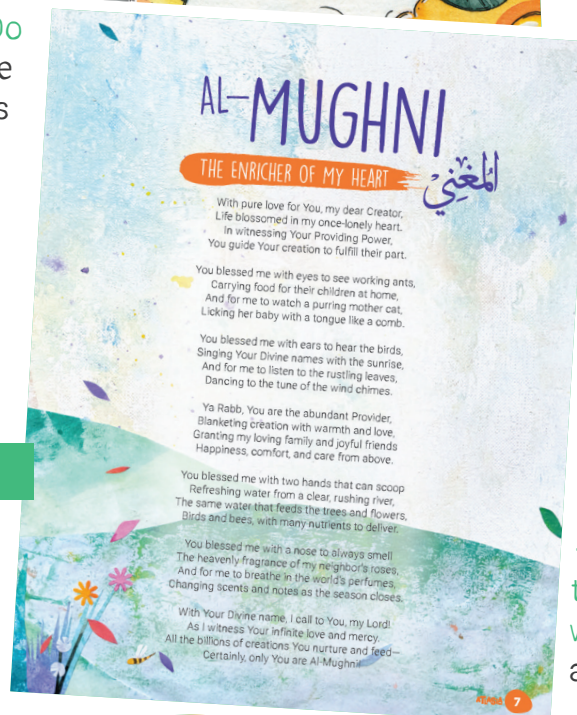

· "Which attribute of Allah do you think it might be describing?"

Discussion

· "What does the name Al-Mughni tell us about Allah?"

(He gives everything we need. He takes care of us and provides in many ways.)

· "Can you name some examples in the poem that show Allah's mercy and care?"



(Working ants, purring mother cat, water from the river, birds singing, etc.)

Activity

· "What are some things you are grateful for today?"

Let them try to make a poem with that, which has at most 4 verses.

The Prophet's Kindness

Pre-Reading

· "Do you know how Zamzam first appeared?"

"Have you ever heard about Hajar and Prophet Ismail before?"

You can explain who they are and why Zamzam is important.

Discussion

· "What did you learn about the appearance of Zamzam water?" Let them summarize and retell it in their own words.

· "Why do you think Hajar was brave? What makes her brave? (Because even though she was very tired, she never gave up.)

· "Why do you think drinking Zamzam makes people feel peaceful?"

Activity

Let's draw a picture of the Zamzam well and try to reflect its peacefulness!

Anti-Boredom Corner – Always Have Fun in the Backyard

Pre-Reading

• “Have you ever closely observed things in nature before?”

• Bug Safari:

Tell them, “Sometimes, looking at the things we see every day with fresh eyes can be a great and surprising way to learn new things. Bug Safari is a perfect idea for that!”

• Ask, “Do you have any unusual and fun ideas of your own? Which one of these ideas did you like the most?”

Activity

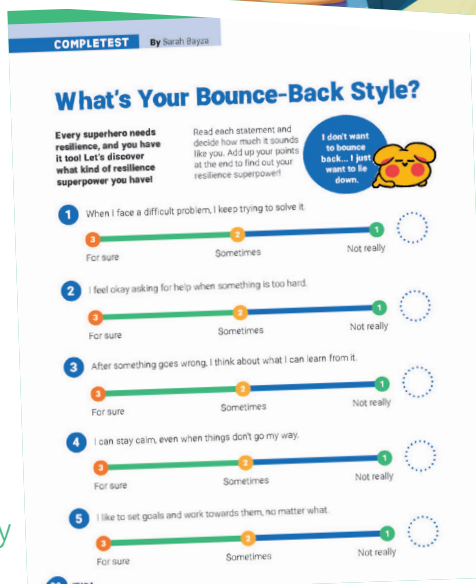
Go out to the garden or outside with your students and ask them to observe something in nature like an explorer. It can be an animal, a plant, or an insect! Have them write down what they see in detail on a small piece of paper and share it in class.

World Folktales: Monsieur Puddle and His Rainy Masterpiece

Pre-Reading

• “Today we’re going to read a fun story about a cat who loves to paint—but only when it rains! Let’s find out what happens when the weather changes.”

• “Do you like rainy days or sunny days more? Why?”



• “Have you ever made art or written a story based on something you saw or felt?”

Discussion

• “How did the birds help Monsieur Puddle?” (They reminded him that inspiration can come from other things, and helped him create his own rain.)

• “What did Monsieur Puddle learn in the end?”

(That art comes from imagination, not just outside things like weather.)

Activity

Encourage them to use their imagination and draw their own imaginary weather. Don't forget, it should be something that doesn't exist! Maybe toys falling from the sky or a colorful sky!

What's Your Bounce-Back Style?

Pre-Reading / Discussion

• “How do you deal with problems? Do you keep them to yourself or share them with people around you?”

At the end, ask:

• “When something bothers you, what do you do to make yourself or those around you feel better?”

Diary of Layla

Pre-Reading

Ask if they've read Layla's diary this week. If so, what was their favorite part?

Discussion

Layla and her brother secretly eat mangos one evening, and her brother tells her he's going to show her the right way to eat mangos.

- “Do you think there is a right way to eat a fruit? Can you give an example? What’s your favorite fruit?”
- “Have you ever had a pet run away? What do you think we can do to prevent our pets from getting lost?”

Activity

Let's write a diary entry about our favorite moment of the week! Ask them to write about their favorite memory and then share it with the class!



helmets?"

- On the top left of the page, some people are holding pictures and banners and trying to say something.

- “Do you know what that is?”

Explain what a protest is in a way a that they can understand.

- “What kind of place do you think they’re trying to build in this picture?”



Find It If You Can

Discussion / Guided Observation

- Ask: "Does anyone know what construction means?"

Then explain what it means.

“Construction workers are wearing yellow vests, can you find and show them?”

Then ask, “Why do you think they all wear the same clothes? What about the yellow



Amaze Moo

Pre-Reading

Before reading or going into details of the text, let's see what they know about Respect Moo so far! Ask them: "How would you describe Respect Moo? What makes him very special?"

Discussion

- “Why had Respect Moo been silent and sad all this time?”
- “The cows invented a DNA test to find out whether the cows from space were really their relatives! Do you know what a DNA test is?”

Zoom: Bend, Don't Break!

Pre-Reading

- Say: "Today we're going to learn about a secret superpower we all have, resilience! It helps us bounce back when things get tough."

- Ask: "Can you think of a time when something was hard, but you didn't give up?"

Discussion

- "What does resilience mean? Can we think of any examples from nature?" (Like a tree in the wind, bending, not breaking.)
- "What resilience strategies do we have?" (Have them list them.) Which ones do you already use? (Positive thinking, making dua, resting, etc.)
- "Why is it helpful to have a 'support squad' or to write in a journal?"

Activity

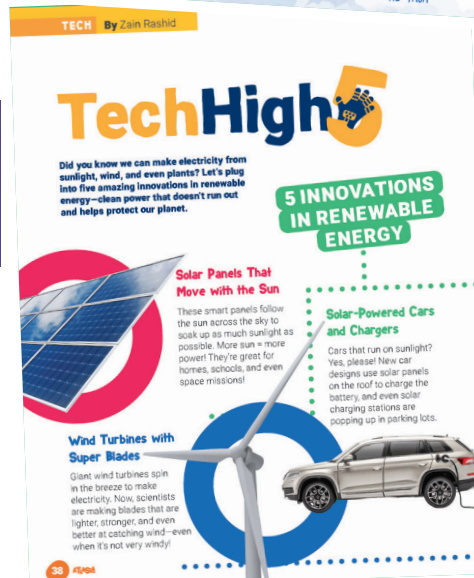
Let them choose one of the activity ideas and work on it!

- Make Your Resilience Avatar: What tools would your avatar carry to stay strong?
- Start a Class Resilience Journal: Let students share one small challenge they faced and how they handled it.

Stories of the Prophets: Prophet Ayyub

Pre-Reading

- Build a background: "Today we're going to read the story of Prophet Ayyub, who is known for his patience. What do you know about Prophet Ayyub?"
- "What does 'sabr' (patience)



mean?" (Explain that it means staying calm and strong during hard times.)

Discussion

- "Just like every prophet is known for a special quality, what do you know about Prophet Ayyub?"
- "What do you think his patience shows us?" (That he had deep faith and truly loved Allah.)

Activity

Make a "Hope Jar"- write duas and dreams on tiny papers and trust Allah's perfect timing.

TechHigh5

Pre-Reading

- Build a background: "Today we're going to learn some amazing things about renewable energy sources!"
- Ask: "Do you know what renewable energy sources are? Can you give a few examples?"

Discussion

- Say: "We've learned about many different renewable energy sources and innovations like solar-powered cars, solar panels, and wind turbines."
- Ask: "Which of these innovations surprised you the most?"

- Also ask: "We can even turn food waste into energy! Why do you think that could be important for the environment?"

Surah Spotlight: Al-Ikhlās

Pre-Reading

- Build a background: "What do you know about Surah Ihlās? Have you heard of it before?"
- "Why is Surah Ihlās so important?" (Even though it's made up of just four short verses, it's very powerful. It teaches us everything we need to know about the oneness of Allah.)
- Ask: "What does the oneness of Allah mean?"

Activity

You can do an activity that helps reinforce the meaning and message of the Surah.

Choose a group of students, give some the task of saying the Arabic verses, and others the meaning. After each Arabic verse, the next student gives the translation.

I Was There: In Ecuador

Pre-Reading

- Build a background: "Skyler the Stork takes us to a different corner of the world in each issue! Last time we went



to the Netherlands. Do you know where we're going this time?"

- Briefly explain the meanings of these words: hemisphere, biodiverse.

Hemisphere: Hemisphere means half of the earth! If we cut the Earth into two parts, like top and bottom, or left and right, each part is called a hemisphere! For example, the top half is called the Northern Hemisphere, where countries like the U.S. and Europe are!

Biodiverse: Biodiverse means there are lots of different living things in one place.

Discussion

- Ask: "What is Ecuador famous for?" (Its chocolate, volcanoes, Amazon rainforest, etc.)
- Then say, "Ecuador is especially famous for the Amazon Rainforest."
- Ask: "What can we find in the Amazon Rainforest? Why is it important?"

Activity:

Hold a mini design contest where they create their own Ecuador postcards!

Explain what postcards are and what they usually feature about a country. Then give them time to design and draw their postcards using their imagination!



SHARE YOUR ATLASIA MOMENTS WITH US!

Show us how you read, craft
and have fun!

Submit your videos and entries
to the magazine:

editor@atlasiakids.com

Jazakhallahu Khair for your support!



[/atlasiakids](#)

Contact & Subscriptions: To order, make a payment, change your address, or for other customer services, please contact us: Online: www.atlasiakids.com • Email: info@atlasiakids.com • Call: +1 (201) 554-1020 • Write to: 2 University Piz Ste 100, Hackensack, NJ 07601-6210.

Subscriptions: Institutional \$49.95 • Bulk rates for schools available. • Prices may be subject to taxes and shipping rates.

CAAtlasia Kids magazine is a trademark of Atlasia, 2023. All rights reserved, including the right of reproduction in whole or in part, in any form.

Designed for classroom and home use. Address manuscripts and other editorial contributions to the editors. Include a self-addressed stamped envelope for our reply only; manuscripts will not be returned. All letters and competition entries are assumed for publication and become the property of Atlasia. Authors are responsible for all statements made in their work. No part of this magazine may be used or reproduced without prior written permission of the publisher. For information regarding our privacy policy and compliance with the Children's Online Privacy Protection Act, please visit our website or write to us.