

## Set the Tone and Purpose

- Begin with Bismillah.
- Remind students that knowledge is from Allah and for the purpose of knowing Allah better.

## Preview the Issue

- In this issue, we've gone above and beyond to prepare a truly interactive experience for you. We've designed the magazine to look like a journal, so students can easily keep track of Ramadan activities and reflections. *Each day of the month has its own dedicated journal page, complete with a dua, a hadith, a beautiful name of Allah (swt), a good deed suggestion, a Ramadan fact, and a fasting and ibadah tracker.* This is the perfect tool to help students stay organized and inspired throughout the month.

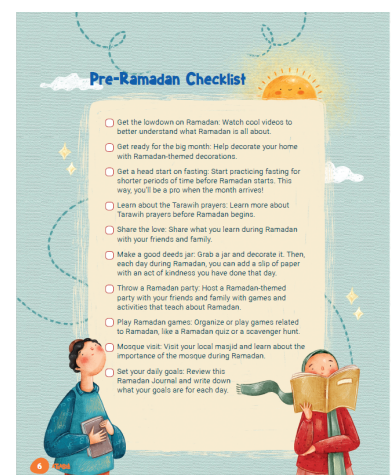
- Make sure to sign up for the Ramadan Kahoot!

## Pre-Ramadan Checklist


- Watch videos as a class on what Ramadan is!
- Encourage students to fast with parental permission
- Learn what Tarawih is!
- Make a good deed jar (Materials: jar, decorative stuff, slips of paper)
- Host a class Ramadan party the day before
- Plan a visit to the masjid as a class and meet the imam or have the local imam come visit you and talk about Ramadan!

YOU CAN FIND EXAMPLES OF CLASS RAMADAN VIDEOS AND  
QUIZ QUESTIONS AT THE BACK OF THIS GUIDE!

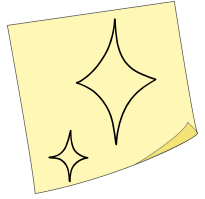
بِسْمِ اللَّهِ الرَّحْمَنِ الرَّحِيمِ  
 Bismillahir Rahmanir Rahim



Look for Atlasia Toolbox cues throughout the issue!



## RAMADAN GRATITUDE CALENDAR



- Write the gratitude question on the board each day and have everyone write their answer(s) on a sticky note!
- Stick all the notes on the board or around the classroom as decor for the month. (You could even create a Ramadan calendar of your own on the wall and place the questions and respective sticky notes there.)

### General Guidelines:

- Start each day by making dua as a class and make the intent to do the good deed.
- Spread the activities and learning sessions throughout the day or finish the day with the activities and gratitude journaling. Assign what you don't finish!

#### DAY 1

DATE:

- Share when someone has been a good friend to you.
- Learn as a class how Prophet Muhammad (PBUH) used to spend Ramadan.
- Write all Ramadan Milestones and share them as a class to kick off the first day of fasting.

#### DAY 2

DATE:

- Try to find more words for each letter as a class: **A**dthan, **B**ismillah, **C**are, **D**urood, **E**id, **F**amily, **G**ratITUDE, **H**alaqa, **I**shraaq salah, **J**annah, **K**alima, **L**ailatul Qadr, **M**oon, **N**oor, **O**rphans, **P**rophet Muhammad, **Q**iblah, **R**ukuh, **S**uhoor, **T**asbeeh, **U**mrah, **V**aluable, **W**udhu, **X**, **Y**awm, **Z**akat

#### DAY 3

DATE:

- Hand out decorative paper and have each student write a dua list and decorate it!

#### DAY 4

DATE:


- Define Sovereign (*one who possesses supreme or ultimate power.*)

#### DAY 5

DATE:

- Discuss the reward for visiting a sick person.
- Listen to Ramadan cheer as a class or popcorn read!

Continued on next page...



- Prompt students to think and write down any bad habits they may have.
  - Once they've thought about their bad deeds, prompt them to think of solutions and ways to solve these bad deeds so they can become better Muslims!
  - Make sure they don't share these bad habits. Teach them the importance of concealing their faults and others' faults.
  - *Prophet Muhammad (PBUH) said, "...Whoever conceals [the faults of] a Muslim, Allah will conceal [his faults] in this life and the Hereafter. Allah is helping the servant as long as the servant is helping his brother..."*

### DAY 6

DATE:

- Discuss the benefits of dates:
  - Dates are mentioned in the Quran 22 times!
  - Prophet Muhammad often ate them and encouraged others to eat them, especially during Ramadan. Dates are also high in nutrition, protein, vitamins, fiber, potassium, and more!
  - *Eat dates to feel close to Prophet Muhammad (PBUH) and Islam!*

### DAY 7

DATE:

- It's one week into Ramadan - quiz your students on the 99 names they learned this week and check in on how they're feeling this Ramadan.

### DAY 8


DATE:

- Have each student write a thank you note to Allah (optional: decorate with crayons and markers).
- Define Guardian, Witness, and Overseer (1) *one who is a defender, protector, or keeper*, 2) *one who has knowledge of what has happened*, 3) *one who looks over others*) Define Bismillah (*in the name of Allah*).

### DAY 9

DATE:

- Have each student write a thank you note to Prophet Muhammad (PBUH) (optional: decorate with crayons and markers).



## DAY 10

DATE:

- Cucumber and Cheese Appetizer Teacher Prep: collect cucumbers, cream cheese, dill, and herbs. Collect vegetable peelers, bowls, and paper towels. Make the recipe and send it home for iftar!
- Ask your students: What does Quran mean?
  - The word Quran comes from the root letters قرأ meaning to recite or to read.
- Review the different names of the Quran and how it helps us. (*Al Adheem- the magnificent, Al Shifa- the cure, Al Bayyinah- the evidence, Al Furqan- the criterion, Al Huda- the guide, Al Kitab - the book, etc.*)
- Define Compeller, Restorer (1) *one who exerts a strong, irresistible force on*, 2) *one who brings back or re-establishes a previous right, practice, or situation*).

## DAY 11

DATE:

- Ask your students: Why does Ramadan move forward every year?
- Discuss the lunar calendar vs the Gregorian calendar and discuss the different phases of the moon!
- 🔍 Discuss the months of Islam (*Muharram, Safar, Rabi ul Awwal, Rabi aThani, Jamatil Ullah, Jamatil Ukhra, Rajab, Shaban, Ramadan, Shawaal, Dhul Qadah, Dhul Hijjah*). 🔍

## DAY 13

DATE:

- Define Originator (*one who creates or initiates something*)

## DAY 14

DATE:

- Learn about the Prophet (PBUH)'s best friend, Abu Bakr (RA).

## DAY 15

DATE:

- Assign the scavenger hunt for fun homework!
  - Have students take pictures of as many items as they can and make a digital or physical collage out of it to share with you.





### DAY 16

DATE:

- Learn a Surah as a class. Have them practice at home and then recite it to you the next day! Then check off the camel bingo.

### DAY 17

DATE:

- Pair up your students and ask them to teach each other something new they've learned recently.
  - Split the pairs, then pair each student up with a different student. Test their listening skills by having them teach their new partner what they learned from their previous partner.

### DAY 19

DATE:

- Organize a canned food drive and donate to a local food bank! *Remind your students to make the right intention when giving anything to the needy.*
  - Give a class prize to whoever brings the most cans - including an Eid pizza party.

### DAY 20

DATE:

- *It's the last ten days!* Discuss how important these days.
- Ask your students: How have you felt this Ramadan? How could you do better for the last ten nights and what good can you continue?
- Use the quiz questions at the back of this guide and have Ramadan-themed prizes (chocolate-covered dates, stickers, etc) for the top winners!

### DAY 22


DATE:

- Learn about a Muslim country.
  - Pick one from a previous issue's *Backpack* department or have each student do a mini-research project and present it to the class!
- Write the story activity together as a class, going from student to student for each sentence until the last student finishes the story!

### DAY 23

DATE:

- Encourage all your students to add to their sadaqa jars today!
- 🔍 Learn about Zakat and its importance - watch *Rameena's Ramadan*. 🔍



### DAY 25

- Date and Nut No-Bake Brownies Teacher Prep: cocoa powder, walnuts, dates, honey, and water. Collect food processor and pan. Make the recipe and send it home for iftar!
  - Add making these treats as one station in a group rotation!
  - Have the students count out the number of dates, and measure the walnuts, honey, cocoa, and water. Then food process it all together! Allow them to squish the dough into the pan and take it home to refrigerate.

### DAY 27

- Memorize the dua for Laylatul Qadr! Teach about Allah's mercy and explain the importance of Laylatul Qadr
- Take some time to pass out tasbeeh and make dhikr together or make dua.

### DAY 28

- Eid Card Teacher Prep: blank paper, cardstock, scissors, glue, and ribbons.
- Learn about different Eid traditions!


### DAY 29

- Make Eid posters as a class: get out all the decorative markers, crayons and stickers!

### DAY 30

- Download the gift box template from our website: [atlasiakids.com](https://atlasiakids.com)
- Draw or paste pictures from all your favorite Eid moments!

*Eid Mubarak*



# RAMADAN JOURNAL

## QUIZ GUIDE

1. The meaning of Al Bari is: *The originator*
2. Where is the gate of Ar Rayyaan and who does it open for? *It's one of the 8 gates of Paradise and it opens for those who fast*
3. What name of Allah means the Supreme? *Al Mutakabbir*
4. What is a simple action that is considered half of faith? *Cleanliness*
5. What is the meaning of Quran: *to recite*
6. Which hand should we eat with? *Right hand*
7. What word, meaning "in the name of Allah" should we say before we eat or do anything? *Bismillah*
8. Who is the Giver of Peace, what is the name in Arabic? *Allah is the Giver of Peace, As Salaam is the Arabic name.*
9. What indicates the beginning of Ramadan? *The sighting of the new moon*
10. What are traditionally eaten to break the fast? *Dates*
11. In Ramadan, our deeds are rewarded from \_\_\_\_ to \_\_\_\_ times? *10 to 700 times*
12. What does As-Samee mean? *All Hearing*
13. Ramadan is also called the "month of the \_\_\_\_?" *Quran*
14. The key to paradise is saying, "\_\_\_\_\_" (there is no God but Allah).  
*La ilaha illallah*



# RAMADAN JOURNAL

## VIDEO GUIDE

### 1. Ramadan Prep:

- a. Ramadan Is Here (Zaky): <https://youtu.be/2co2y1uwFwc>
- b. What Happens During Ramadan (Muslim Reminder Kids):  
<https://youtu.be/aKChgBdiH0o>
- c. Ramadan Moon (Yusuf Islam): <https://youtu.be/fm7DrLOc9U4>
- d. The Anger Song (Dada and Me): <https://youtu.be/1wLgsecW0O4>

### 2. Sadaqah and Zakat:

- a. Zaky, Why Do We Have To Pay Zakat?  
<https://youtu.be/AzxconB77nY>
- b. Rameena's Ramadan Storytime: <https://youtu.be/Frai19woCEk>

### 3. 99 Names of Allah (Muslim Reminder Kids):

<https://youtu.be/3l9XMmnUvag>

### 4. Eid Mubarak:

- a. Eid-un Sa'id (Zee Bee Kids): [https://youtu.be/jv\\_Ud6IDAoI](https://youtu.be/jv_Ud6IDAoI)

**Want to submit something to the magazine?**

**Email [editor@atlasiakids.com](mailto:editor@atlasiakids.com)**

**Have suggestions for our teacher guide?**

**Email [atlasia@atlasiakids.com](mailto:atlasia@atlasiakids.com)**

**Jazakhallahu Khair for your support!**



**Follow us on social media!**

**[@atlasiakids](https://www.instagram.com/atlasiakids)**

**Contact & Subscriptions:** To order, make a payment, change your address, or for other customer services, please contact us: Online: [www.atlasiakids.com](http://www.atlasiakids.com) • Email: [info@atlasiakids.com](mailto:info@atlasiakids.com) • Call: +1 (201) 554-1020 • Write to: 2 University Plz Ste 100, Hackensack, NJ 07601-6210. Subscriptions: Institutional \$49.95 • Bulk rates for schools available. • Prices may be subject to taxes and shipping rates.

©Atlasia Kids magazine is a trademark of Atlasia, 2023. All rights reserved, including the right of reproduction in whole or in part, in any form.

Designed for classroom and home use. Address manuscripts and other editorial contributions to the editors. Include a self-addressed stamped envelope for our reply only; manuscripts will not be returned. All letters and competition entries are assumed for publication and become the property of Atlasia. Authors are responsible for all statements made in their work. No part of this magazine may be used or reproduced without prior written permission of the publisher. For information regarding our privacy policy and compliance with the Children's Online Privacy Protection Act, please visit our website or write to us.